



# PARKING SAFELY AROUND SCHOOLS

ROAD RULES REMINDERS



## HOLDING HANDS IN TRAFFIC

- ▶ Children need assistance in the traffic environment until at least the age of 10. They are not equipped physically or developmentally to make the crucial decisions to keep themselves safe.
- ▶ All children need to be actively supervised in and around moving vehicles including on footpaths, shared paths, driveways and car parks; at traffic lights, zebra and other road crossings; and on quiet streets and busy roads.
- ▶ Your children are always watching and want to be just like adults. Make sure you always set a good example around traffic and talk to your children about why you are stopping at the kerb and what you are watching and listening for. Explain where and when it is safe to cross and why.
- ▶ Hold hands with your children around traffic. If your hands are full, make sure your child holds onto your bag, pram or even your arm or sleeve.

*Fines and demerit points for school parking infringements are determined by the State Government and subject to change.*

*The nominated fines and demerit points listed in this brochure are current as at July 2020 (updated Feb 2021).*

*Unaware of any changes to date*

## DOUBLE PARKING

Do not double park at any time. Double parking is illegal and dangerous especially around schools. It reduces visibility and blocks the road for other motorists.

**FINE EXCEEDS \$349 + 2 DEMERIT POINTS**

## U TURNS

- ▶ Performing U turns or 3 point turns in school zones is extremely dangerous.
- ▶ Performing U turns across unbroken centre lines is illegal and is particularly dangerous around schools.

**FINE EXCEEDS \$349 + 3 DEMERIT POINTS**

## PARKING/STOPPING NEAR INTERSECTIONS

It is illegal to park or stop less than 10m from an intersection without lights as this blocks visibility for turning drivers and creates a hazard for all motorists.

**FINE EXCEEDS \$464 + 2 DEMERIT POINTS**

## PEDESTRIAN CROSSINGS & CHILDREN'S CROSSINGS

- ▶ Slow down as you approach pedestrian crossings and children's crossings.
- ▶ Do not proceed if the road beyond the crossing is blocked.
- ▶ Do not stop or park in the No Stopping zones on either side of the crossing as this blocks visibility.
- ▶ At a children's crossing you must stop at or before the stop line if there is a pedestrian about to cross or already on the crossing.
- ▶ Do not proceed through a children's crossing until all pedestrians have completely cleared the crossing.

**FINE EXCEEDS \$581 + 4 DEMERIT POINTS**

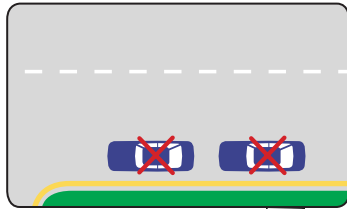


## NO STOPPING ZONES

No Stopping signs mean you must not stop here at any time. If times of operation are shown on the sign, the restriction applies only at those times.

An unbroken yellow kerb line is a no stopping line. You must not stop for any reason.

**FINE EXCEEDS \$349 + 2 DEMERIT POINTS**




## BUS ZONE SIGNS

A Bus Zone is a No Stopping zone for vehicles other than buses. If times of operation are shown on the sign, the restriction applies only at those times.

You must not park your vehicle less than 20 metres before or 10 metres after a bus stop.

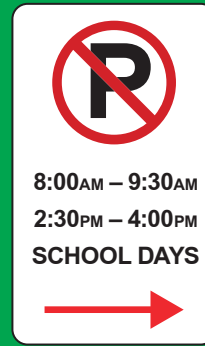
**FINE EXCEEDS \$349 + 2 DEMERIT POINTS**



## NO PARKING ZONES

You can only stop in a No Parking zone while picking up or setting down passengers or goods. You have a maximum of 2 minutes from the time you stop and must stay within 3 metres of your vehicle at all times. If times of operation are shown on the sign, the restriction applies only at those times. **THIS IS NOT A WAITING ZONE.**

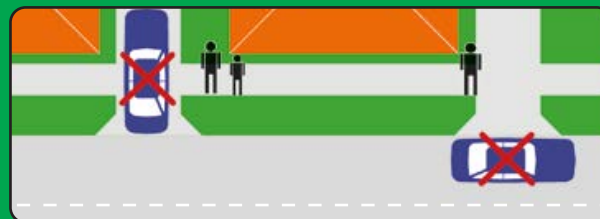
**FINE EXCEEDS \$194 + 2 DEMERIT POINTS**



## DRIVEWAYS AND FOOTPATHS

- ▶ When exiting or entering a driveway a vehicle must give way to pedestrians on the footpath.
- ▶ Driveways are not playgrounds. Be aware that children can go unnoticed in front and behind your vehicle. Do not solely rely on reverse sensors or cameras in your vehicle.
- ▶ Always supervise and hold a child's hand near/crossing driveways.
- ▶ It is illegal to park in or across any driveway or to block a footpath at any time.

**FINE EXCEEDS \$349 + 2 DEMERIT POINTS**



## TIME RESTRICTED PARKING

Parking signs with specified time limits allow drivers to park their vehicle for a maximum period of time, eg 5 minutes, 1 hour etc. If times of operation are shown on the sign, the restriction applies only at those times.

**FINE EXCEEDS \$116**



## USING MOBILE PHONES

- ▶ It is illegal to make or receive a call on your mobile phone while you are driving unless your phone is secured in a fixed mounting or does not require you to touch or manipulate the phone in any way.
- ▶ It is illegal to use the other features of a mobile phone such as texting, emailing etc unless your car is legally parked and the ignition is switched off.
- ▶ Using mobile phones is a major distraction for drivers and incurs higher fines and demerit points in school zones.

**FINE EXCEEDS \$464 + 5 DEMERIT POINTS**



Phone **1300 581 299 | 9562 1666**  
Email **council@bayside.nsw.gov.au**  
**www.bayside.nsw.gov.au**